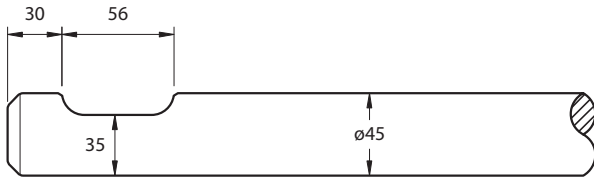


TYPE	LENGTH	ITEM NO.	WEIGHT (KG)
------	--------	----------	-------------

Figure No.

221

Socomec DMS 50



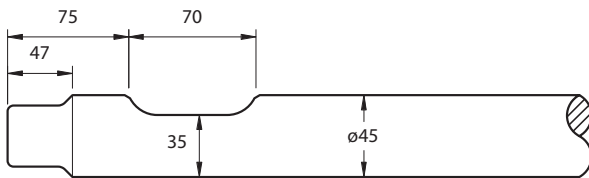
Point 350
Chisel 350

D419-0350P
D419-0350C

3
3

222

Socomec DMS 95



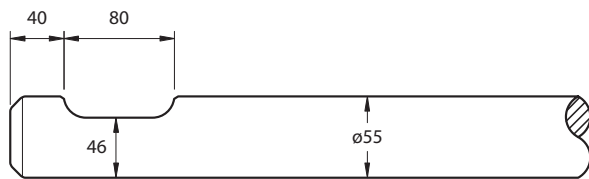
Point 480
Chisel 480

D420-0480P
D420-0480C

5
5

223

Socomec DMS 160



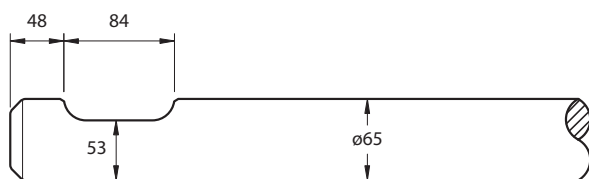
Point 570
Chisel 570

D436-0570P
D436-0570C

14
14

224

Socomec DMS 220



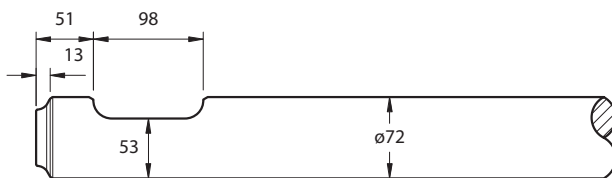
Point 600
Chisel 600

D422-0600P
D422-0600C

17
17

225

Socomec DMS 330



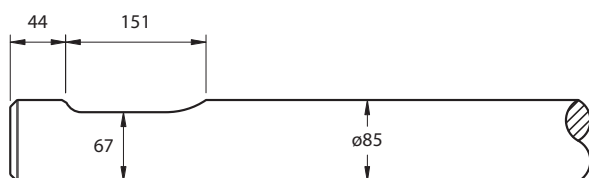
Point 700
Chisel 700

D423-0700P
D423-0700C

21
21

226

Socomec DMS 430



Point 780
Chisel 780

D438-0780P
D438-0780C

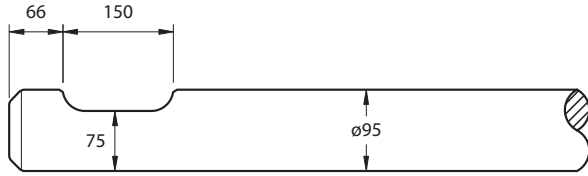
30
30

TYPE	POINT	CHISEL	BLUNT	WEIGHT (KG)
------	-------	--------	-------	-------------

Figure No.

227

Socomec DMS 740



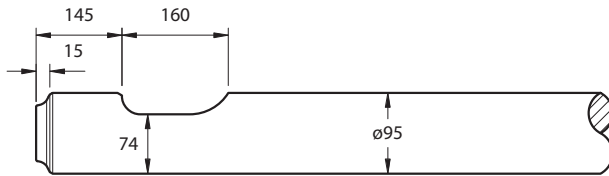
Point 900
Chisel 900

D429-0900P
D429-0900C

46
46

228

Socomec MDO 550



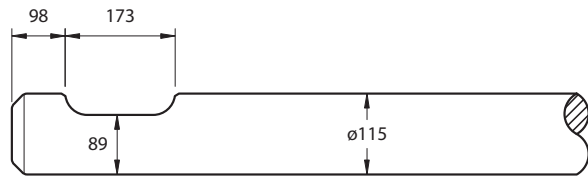
Point 970
Chisel 970

D427-0970P
D427-0970C

50
50

229

Socomec MDO 750



Point 1050
Chisel 1050

D428-1050P
D428-1050C

80
80

230

Socomec MDO 1450



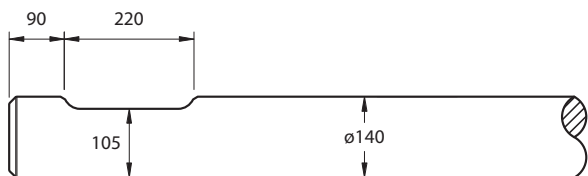
Point 1150
Chisel 1150
Blunt 1050

D431-1150P
D431-1150C
D431-1050B

107
107
98

231

Socomec MDO 1950



Point 1250
Chisel 1250
Blunt 1150

D432-1250P
D432-1250C
D432-1150B

142
142
131